



Home Church Adventures!

Today's Adventure is...

See the
RAINBOW
- find **HOPE!**

Well hello to you!

Sundays stuck at home as a family don't have to mean no church! Jesus said "where two or three gather in my name, there I am with them." (Matthew 18:20) - and this means at home too! This resource has been created to encourage you and your children to worship and engage with God even when you can't make it to a service. After all, church is the PEOPLE not the PLACE! Gather the family together, maybe round the dining table or in your livingroom. Turn off all your electronic devices (tv, gaming, mobiles, - although you might want to use them for some of the video or music clips). Don't worry if you start the session and being prompted to change direction - go with it and enjoy where the Holy Spirit takes you together!

Have fun!

How to use Home Church Adventures...



Included are a range of different ideas - pick and choose what suits your family and the resources you have. Some involve watching something online, some using physical stuff you might have around the house, some might involve printing off the activity sheet (if you can). However, don't let it stop you from getting creative and coming up with your own ideas, games, ways of telling the story, ways of having fun together.



Always pray before you start and ask the Holy Spirit to guide you and lead your conversations.



'Home Church' doesn't need to be long, and it doesn't need to be done all in one session (why not split it over a day into several parts?).

REMEMBER:

Each family is different! God made each of you in your family unique in their giftings from oldest to youngest.

Listen to each other, involve each other and build each other up.

And DON'T FORGET TO HAVE FUN!



Rainbow=HOPE!

In this session you might need:

- Plain paper
- Colouring pens, pencils or crayons
- Child-friendly Glue stick or PVA glue
- Device to play Youtube videos
- A computer printer (to print off the activity & colouring sheets)
- Props from around the house (soft toys, bedsheets etc)
- Baking ingredients and equipment
- Plain scrap fabric, ribbon/wool
- Paints



PRAY: (why not ask for a volunteer to pray! Asking God to bless and speak to you today)

Dear Lord Jesus,

Thank you for today. Thank you that you love each of us and only have good things for us. Thank you that you have great plans for us! Would you please speak to us and help us to listen to what you say. Amen.



WORSHIP:

You could....

>**COLOUR YOUR PRAISE!**: Option 1 - On a piece of paper write the word 'RAINBOW' down the side of the page in BIG letters. Next to each letter write or draw a worship word starting with each letter.

Option 2 - On a piece of paper draw things that are each colour of the rainbow.

...Then, after either of options above, use them to help you to talk to God (pray), say thank you/ worship!

>**PLAY MUSIC**: clips from Youtube of worship songs, or music from Spotify or a CD, and sing along. Ideas:

Saddleback Kids: Brave (Motions), or Our Hope (Motions)

Hillsong Kids: Rainbow

My God is so BIG so strong and so mighty

>**HAVE A FAMILY JAMMING SESSION**: play instruments you have, or make some from junk (like cardboard saucepan drum, or didgeridoo from kitchen roll tube!). Have fun being silly - God loves a 'cheerful giver'!



THE STORY:

>**READ** the story of Noah and the flood, from the Bible. (we recommend NIV or International Children's Bible):
Genesis 6 v 9 - 8 v 22, 9 v 12 - 17

(OR read the story from a Bible picture book you already have.)

>or **WATCH** a story cartoon on Youtube.

On Youtube, search for '**God's Story: Noah**' (Crossroad Kid's Club), or '**Saddleback Kids : Noah**'

Q: Which is your favourite part of the story? Why?

Q: Why did God put a rainbow in the sky?

When Noah and his family were floating on the Ark it must have felt like their boat trip would never end - would they ever get to walk on dry land again? But God had already promised Noah he would keep him and his family safe. When the floodwaters had gone and Noah and his family finally got to leave the Ark, Noah made sure that he said thank you to God by building an altar and worshipping Him. God knew that Noah and his family would always remember their experience and maybe they might be worried that it might all happen again - yeeek! So, God gave them a sign of hope - a rainbow in the sky! Whenever we have tricky situations that might worry us, we can remember that God ALWAYS KEEPS HIS PROMISES. He promised to 'never leave you or abandon you' (Hebrews 13 v 5). Everyone gets scared sometimes, but the rainbow is a reminder to us too - a sign of HOPE that God has a plan for us - 'a hope and a future' (Jeremiah 29 v 11).



Rainbow = HOPE!



ACTIVITIES with stuff:

- > **GET DRAMATIC!:** Act out the story of Noah. Use props from the house, soft toys, bed sheets etc. You could even film yourself retelling the story!
- > **MAKE RAINBOW CUPCAKES:** (Basic recipe on XTRA SHEET) Make cupcakes. Give them a rainbow twist - either colour the batter in crazy foodcolours before you cook them, or decorate with rainbow icing and sprinkles. You could even have a rainbow picnic, with food of as many different colours as you can find!
- > **MAKE A 'HOPE' RAINBOW BANNER:** (Pattern idea on XTRA SHEET) Make a rainbow flag or banner from a piece of scrap fabric or paper. You could write on it 'Hope', or 'God keeps his promises'.
- > **PLAY 'FIND A RAINBOW' SCAVENGER HUNT:** (See XTRA SHEET) Challenge each other to find all the things on the list. You could even do it as a competition between friends over a video call!
- > **GET RAINBOW MESSY!:** Fun for the brave!!! Put a big sheet of paper on the floor outside. Splat rainbow colours of paint onto it. You could add handprints, fingerprints, or (if you are really brave) flick colour on with a paint brush! Get as messy and as artistic as you can!



ACTIVITY with printout:

- > **PRINT OFF** the colouring sheet, enjoy completing and display somewhere to encourage others!



PRAYER / RESPONSE:

> **EACH PERSON SHARE :**

...something that you might be worried about in the future

Q: How might remembering God's rainbow help you when you are worried?

...Talk to God and say 'Thank you' for how he looks after you.

...then 'Please speak to me. Help me to listen and do what you say.' Why not take a moment to be quiet and listen to what God might say.

Remember: Every answer is important to God, so listen to each other and encourage each other.

You could also...

> **SING:** Play again 'Rainbow' by Hillsong Kids (found online on Youtube). As you sing, why not make up your own actions to the words. Remember that '...God's promises are true', '...to show the world he's the only way for your everyday.'

> **SHARING RAINBOW:** Print off a few of the colouring sheet rainbows. Colour them in and send them to someone you know who needs encouraging. You could add a little written note too.



DON@T FORGET! You can share photos of your family doing the Home Church Adventures on our Facebook page - to bless and encourage others!

FB: [Adventuresincolouring](#)



XTRA Rainbow = HOPE!

Basic cupcake recipe


You will need:

150g Self Raising Flour
150g Butter or Margarine
150g Caster sugar
3 Eggs
1 Tsp vanilla extract

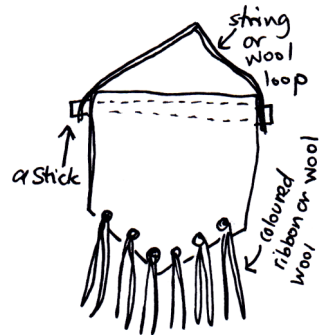


1. Preheat oven to 190C / Gas Mark 5
2. Cream together butter/margarine, sugar and vanilla.
3. Add eggs and flour. Beat together until smooth.
4. Put cupcake cases in a bun tray.
5. Spoon mix into cupcake cases.
6. Cook in over for approx 20 mins, or until golden brown.

Rainbow hope banner



1. Draw the banner pattern onto an A4 piece of paper or plain piece of cotton fabric (an old pillowcase will do!)
2. Colour in the rainbow, or stick on rainbow coloured pieces of paper.
3. Write on your own message of hope - e.g. 'God always keeps his promises', or 'Hope'
4. Sew, tie, stick or staple rainbow coloured ribbon, wool or strips of paper along the bottom.
5. Attach a stick and hanging loop across the top (see picture).
6. Hang somewhere to encourage others, or give it to someone as an encouragement gift!



Rainbow Scavenger Hunt

Can you find...

RED - a food or drink that is red.

ORANGE - something orange you draw with.


YELLOW - a picture of something yellow.

GREEN - a big, green leaf.

BLUE - something blue that you wear.

INDIGO - an indigo (dark blue) toy.

VIOLET - anything violet/ purple!



© FRESHDOODLES.COM



Rainbow = HOPE!

