



# Home Church Adventures!

## Well hello to you!

*Sundays stuck at home as a family don't have to mean no church! Jesus said "where two or three gather in my name, there I am with them." (Matthew 18:20) - and this means at home too! This resource has been created to encourage you and your children to worship and engage with God even when you can't make it to a service. After all, church is the PEOPLE not the PLACE!*

*Gather the family together, maybe round the dining table or in your livingroom. Turn off all your electronic devices (tv, gaming, mobiles, - although you might want to use them for some of the video or music clips). Don't worry if you start the session and being prompted to change direction - go with it and enjoy where the Holy Spirit takes you together! **Have fun!***

## How to use Home Church Adventures...



Included are a range of different ideas - pick and choose what suits your family and the resources you have. Some involve watching something online, some using physical stuff you might have around the house, some might involve printing off the activity sheet (if you can). However, don't let it stop you from getting creative and coming up with your own ideas, games, ways of telling the story, ways of having fun together.



Always pray before you start and ask the Holy Spirit to guide you and lead your conversations.



'Home Church' doesn't need to be long, and it doesn't need to be done all in one session (why not split it over a day into several parts?).

**REMEMBER:** Each family is different! God made each of you in your family unique in their giftings from oldest to youngest. Listen to each other, involve each other and build each other up. And **DON'T FORGET TO HAVE FUN!**



# JESUS: Super Saviour

(Celebrating Easter Sunday!)

In this session you might need:

- Plain paper
- Colouring pens, pencils or crayons
- Child-friendly Glue stick or PVA glue
- Device to play Youtube videos
- A Bible (paper or online!)
- Dressing up clothes
- Simple baking equipment or other food items
- A computer printer (to print off the activity & colouring sheets)



## PRAY:

(why not ask for a volunteer to pray! Asking God to bless and speak to you today)

Dear Lord Jesus,

Thank you for today. Thank you that you love each of us and only have good things for us. Would you please speak to us and help us to listen to what you say. Amen.



## WORSHIP:

You could....

>HAVE A FAMILY JAMMING SESSION: play instruments you have, or make some from junk (like cardboard box drum, or gently tapping a mug with a spoon!). Enjoy being silly - God loves a 'cheerful giver'!

>MAKE a Worship poster: Put a blank piece of paper in the middle of a table. Write 'JESUS' in big letters in the middle of the paper. Everyone should write or draw worship words about Jesus around the page.

>PLAY MUSIC: clips from Youtube of worship songs, or music from Spotify or a CD and sing along.

>HAVE A DANCE COMPETITION to the worship songs! (Who can do the best 'Dad dance' or act out the words?!)



## GAME:

HIDE & SEEK - Choose a favourite toy or Easter themed item. One person should go and hide that item somewhere in the house, then everyone else has to see if they can find it! Take it in turns to be the 'hider'.



## THE STORY:

>READ the Easter story from the Bible (we recommend NIV or International Children's Bible):

**Luke 23 v 26-27, 23 v 32-46, 23 v 50-56, John 20 v 1-18**

(OR read the Easter story from a picture book you already have.)

>or WATCH an Easter story cartoon on Youtube. We recommend 'Saddleback Kids' on Youtube:

For toddlers/younger children - Bible Stories for Toddlers (the story of Easter)

For primary age children - The Story of Easter (Jesus' Sacrifice)

**Q:** Which is your favourite part of the story? Why?

**Q:** Which part of the story might you change, and why?

Easter is a special time when we especially remember all that happened to Jesus, that led to him dying and being buried. Now there's lots of nasty and sad stuff in this true story, but the really good bit was to come. Just when his friends thought everything had gone wrong and they would never see him ever again - Jesus beat death and sin and came alive again! Wow! This means great news for everyone who chooses to be a follower of Jesus - we don't need to be worried about life and death anymore, we are friends of Father God!

# JESUS: Super Saviour!

## ACTIVITY with stuff:

> **GET DRAMATIC!** Act out **John 20 v 1-18**, when the disciples discover Jesus' tomb empty and then they meet the risen Jesus! Maybe you could dress up as the characters, or even hang a blanket between two chairs to make a pretend tomb!

> **HAVE A RACE!**

...If you can get outside, go into the garden or a park and have a race pretending to be the women running back from the empty tomb to tell the disciples about Jesus being alive. Who will get there first? Try a hopping or jumping race.

...If you can't get out - make paper airplanes (there are many tutorials online), write 'Jesus is alive!' on them and have throwing races to see who can get their 'Good news' to fly to a target or the other side of the room (NB: BE CAREFUL NOT TO HIT BREAKABLE, PRECIOUS THINGS OR PEOPLE'S FACES!!!!)

> **BAKE OR DECORATE!** Bake a cake to celebrate Easter (or maybe cupcakes!), or make simple icing (icing sugar and drop of water) to decorate biscuits. NB: use what you already have in your cupboard, e.g. packet of digestives to decorate. Or why not use a bread roll and veggies to make an Easter empty tomb (Broccoli makes brilliant trees!)

## ACTIVITY with printout:

> **PRINT OFF** the activity sheet and/or the colouring sheet and enjoy completing.

## PRAYER / RESPONSE:

> **EACH PERSON SHARE** one thing about Easter that you want to say thank you to God about. It could be that Jesus died and rose again for you, that it makes you happy, that you love chocolate! Every answer is important to God, so listen to each other and encourage each other.

Take some time to talk to God in prayer, thanking him for all the good things you have mentioned.

You could...


> **DRAW** your thank you prayers and stick them on your fridge with a magnet so you can remember every day!

> **DRAW** a 'good news' Happy Easter poster and put it up in your window to share with your neighbours!



# FUN SHEET


## JESUS: Super Saviour!



Can you draw the rest of the egg?  
Its symmetrical (like a mirror image) to the other side!

If you met Jesus what would your face look like? happy? sad? surprised? shocked? Draw it below.

What would you say to Jesus?



Mary had an important message to tell the disciples. Can you work it out?

Write the first letter of the object in each picture to find the missing words.



\_\_\_\_\_ !




\_\_\_\_\_



\_\_\_\_\_ !




# JESUS: Super Saviour!



Designed by Bethany, aged 7 \* Competition winner!



# JESUS: Super Saviour!



Designed by Sophia, aged 10 \* Competition winner!